



## Statement Regarding the Western New York Regional Reopening Survey

On Friday, June 19, the response window closed for the Western New York Regional Reopening Survey. The purpose of the survey, offered to stakeholders in 17 Erie County school districts, was to inform the views of school superintendents as we participate in conversations about reopening school in September with the NYSED Reopening Task Force, our own regional dialogue, and planning teams within our individual school districts. I have attached the regional data to this statement. Each participating district will have this data, in addition to their own disaggregated district data, on its website.

Most importantly, this survey gives voice to more than 25,000 of our stakeholders so that they can speak directly to the policy makers in Albany. The results of the survey have been sent to the New York State Education Department Interim Commissioner Tahoe, as well as to the attention of Governor Andrew Cuomo, for their information and review.

On the key issue of whether or not students should return to in-person instruction in the fall, 68% of respondents agreed or strongly agreed that school should resume as normal in September with new procedures to reduce the spread of illness, while 10% strongly disagreed with the idea of returning to school as normal. Also, 21.6% agreed or strongly agreed that a hybrid approach (half of the students in school and half remotely learning) should be employed in September, while 55% disagreed or strongly disagreed with a hybrid approach.

Planning for the restarting of school in September, regardless of whether it happens remotely, on campus, or in a hybrid model will be challenging. You can be assured that our school superintendents will emphasize the safety of students and staff in our planning, be considerate of the feelings of our stakeholder groups, and will fully comply with the requirements for restarting school as set forth by the Governor, the New York State Department of Health and the New York State Education Department.

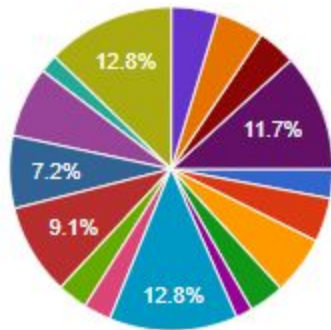
This snapshot of opinion taken between June 10<sup>th</sup> and June 19<sup>th</sup> gives school superintendents important information upon which we can reflect as we plan. We appreciate the fact that so many people took the time to share with us how they felt about this critically important issue, and we are each thankful for the opportunity to serve our respective communities as Superintendent of Schools.

**-END-**

- Akron - Alden - Amherst - Cheektowaga - Cheektowaga-Sloan - Clarence - Cleveland Hill -  
 - Frontier - Grand Island - Hamburg - Kenmore-Town-of-Tonawanda - Lackawanna - Lancaster -  
 - Maryvale - Sweet Home - Tonawanda City - West Seneca -

# Which district are you associated with?

25,505 responses



- Akron
- Alden
- Amherst
- Cheektowaga
- Cheektowaga-Sloan
- Clarence
- Cleveland Hill
- Frontier
- Grand Island
- Hamburg
- Kenmore-Town of Tonawanda
- Lackawanna
- Lancaster
- Maryvale
- Sweet Home
- Tonawanda City
- West Seneca

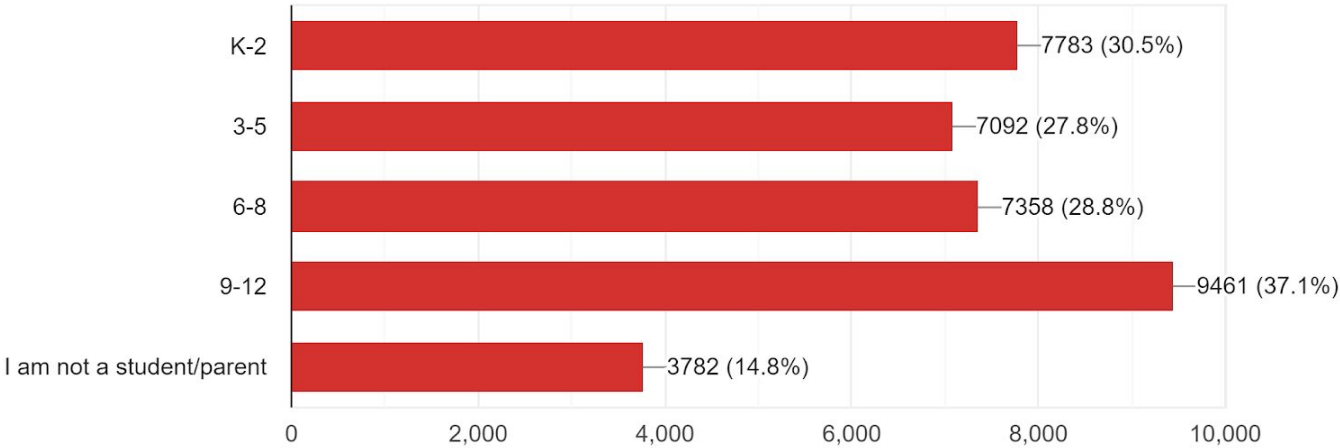
<b>Akron</b>	745	<b>2.9%</b>		<b>Hamburg</b>	1,849	<b>7.2%</b>
<b>Alden</b>	1,125	<b>4.4%</b>		<b>Ken-Ton</b>	1,800	<b>7.1%</b>
<b>Amherst</b>	1,493	<b>5.7%</b>		<b>Lackawanna</b>	463	<b>1.8%</b>
<b>Cheektowaga</b>	900	<b>3.5%</b>		<b>Lancaster</b>	3,272	<b>12.8%</b>
<b>Cheektowaga-Sloan</b>	423	<b>1.7%</b>		<b>Maryvale</b>	1,196	<b>4.7%</b>
<b>Clarence</b>	3,269	<b>12.8%</b>		<b>Sweet Home</b>	1,205	<b>4.7%</b>
<b>Cleveland Hill</b>	703	<b>2.8%</b>		<b>Tonawanda City</b>	978	<b>3.8%</b>
<b>Frontier</b>	770	<b>3.0%</b>		<b>West Seneca</b>	2,994	<b>11.7%</b>
<b>Grand Island</b>	2,320	<b>9.1%</b>				

How do you identify yourself? Please note: If you have multiple roles (e.g., parent and teacher) please consider filling out the form separately for each of your roles. We value your differentiated input in multiple roles. (Some responses were for more than one role)

<b>Parent/Family Member</b>	19,897	<b>75.0%</b>
<b>Student</b>	3,022	<b>11.8%</b>
<b>Teacher</b>	1,408	<b>5.5%</b>
<b>Counselor/Social Worker/Psychologist/Nurse/Other School Support Provider</b>	1,144	<b>4.5%</b>
<b>School/District Support Staff</b>	433	<b>1.7%</b>
<b>Administrator</b>	119	<b>0.5%</b>
<b>Other Responses</b>	260	<b>1.0%</b>

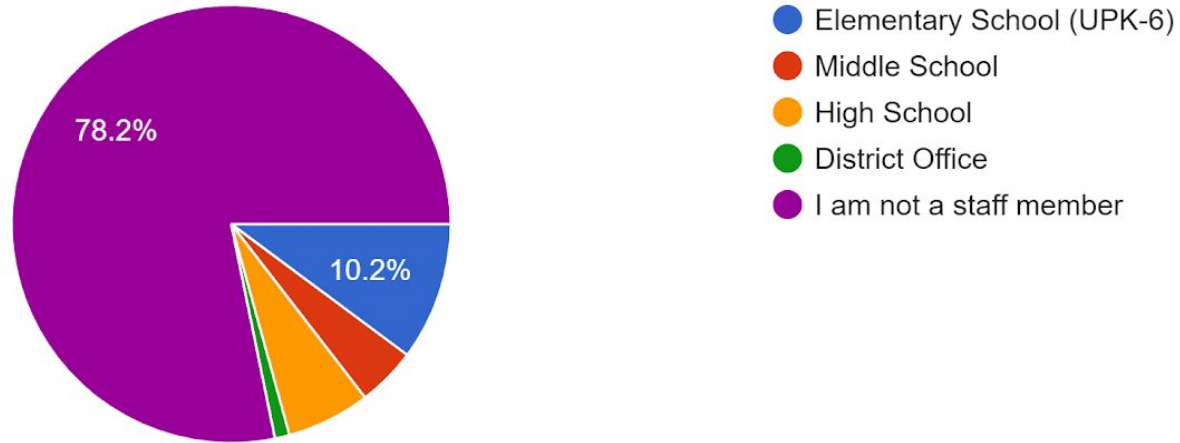
If you are a parent/student, which grade band represents you/your child(ren)? Please include each grade band that applies.

25,505 responses



# If you are a staff member, what organizational level describes your connection to the district?

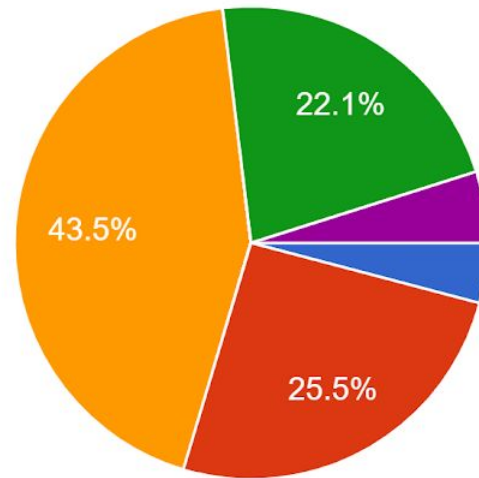
25,505 responses



<b>Elementary School (UPK-6)</b>	2,601	<b>10.2%</b>
<b>Middle School</b>	1,112	<b>4.4%</b>
<b>High School</b>	1,572	<b>6.2%</b>
<b>District Office</b>	273	<b>1.1%</b>
<b>Not a Staff Member</b>	19,947	<b>78.2%</b>

# Overall, how much has the COVID-19 pandemic affected you and your household?

25,395 responses

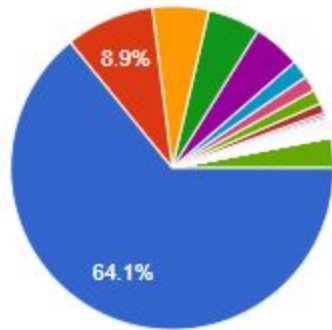


- No impact, no change
- Some impact, does not change daily behavior
- Noticeable impact, planning for changes to daily behavior
- Significant daily disruption, reduced access
- Severe daily disruption, immediate needs unmet

<b>No Impact</b>	1,041	<b>4.1%</b>
<b>Some Impact</b>	6,480	<b>25.5%</b>
<b>Noticeable Impact</b>	11,035	<b>43.5%</b>
<b>Significant Impact</b>	5,600	<b>22.1%</b>
<b>Severe Impact</b>	1,239	<b>4.9%</b>

Which best describes your CURRENT employment situation:

25,322 responses

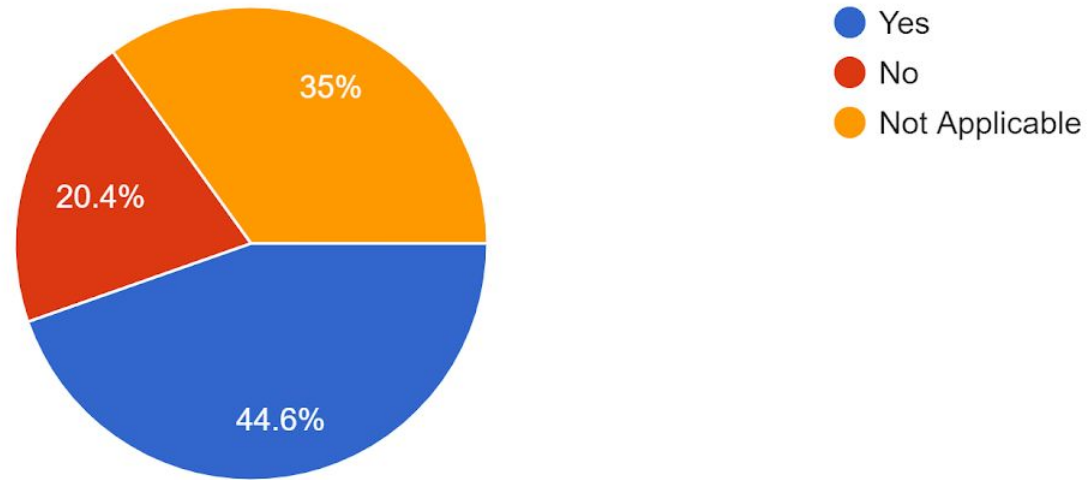


- Working- Full Time
- Working- Part Time
- On leave but still employed
- Student
- Temporarily laid off
- Unemployed-looking for work
- Retired
- Unemployed-health related/disability

<b>Working Full Time</b>	16,239	<b>64.1%</b>
<b>Working Part Time</b>	2,250	<b>8.9%</b>
<b>On Leave</b>	1,428	<b>5.6%</b>
<b>Student</b>	1,328	<b>5.2%</b>
<b>Temp. Laid Off</b>	1,200	<b>4.7%</b>
<b>Unemployed-Looking</b>	465	<b>1.8%</b>
<b>Retired</b>	389	<b>1.5%</b>
<b>Disability</b>	369	<b>1.5%</b>
<b>Stay at Home Parent</b>	252	<b>1.0%</b>
<b>Other Responses</b>	1402	<b>5.7%</b>

If students return to school in September, would that improve your employment situation or your availability to improve your employment situation?

25,505 responses

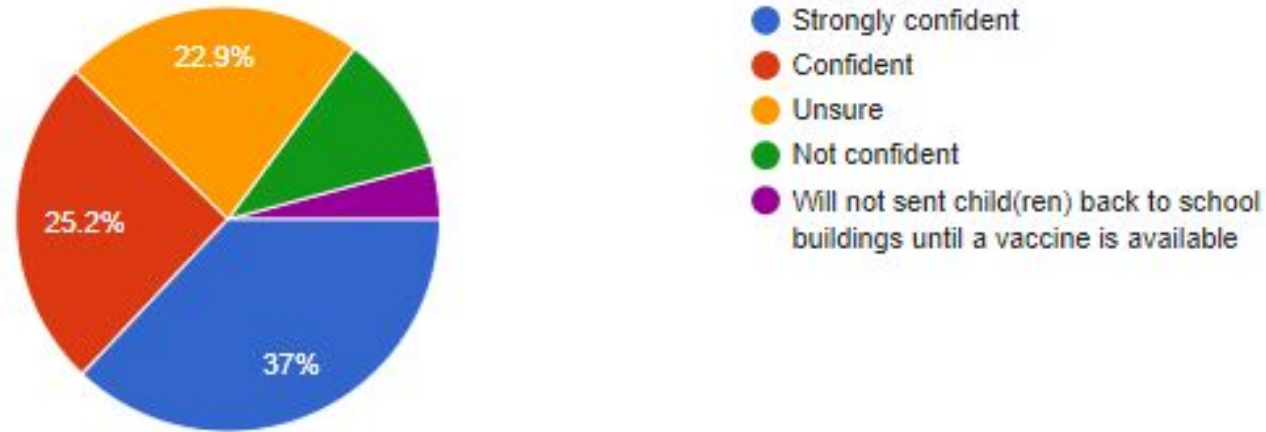


<b>Yes</b>	11,385	<b>44.6%</b>
<b>No</b>	5,203	<b>20.4%</b>
<b>Not Applicable</b>	8,917	<b>35.0%</b>



School Districts will comply with all CDC guidelines, to the best extent possible, to provide a safe and healthy school environment. How confident will you be to send your child back to school knowing this?

25,505 responses

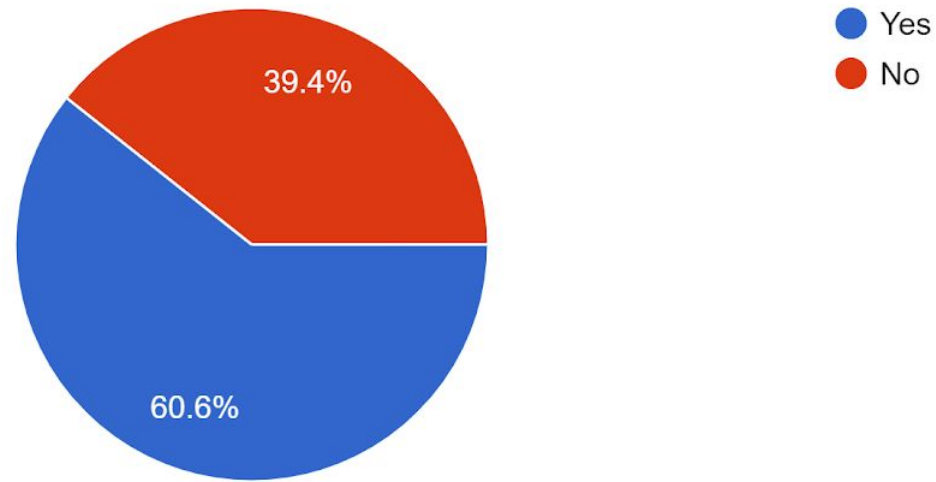


---

<b>Strongly Confident</b>	9,446	<b>37.0%</b>
<b>Confident</b>	6,422	<b>25.2%</b>
<b>Unsure</b>	5,852	<b>22.9%</b>
<b>Not Confident</b>	2,717	<b>10.7%</b>
<b>Will not Send</b>	1,068	<b>4.2%</b>

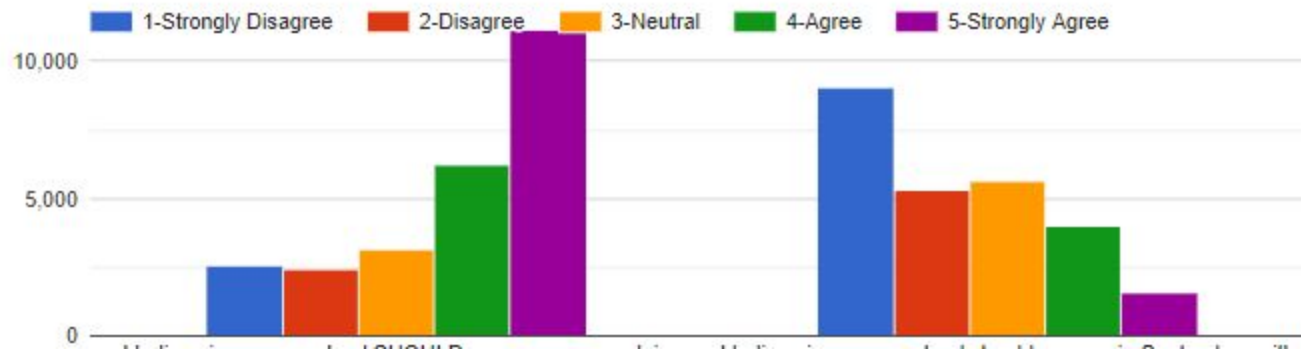
If you have a child that will be of Kindergarten age this Fall, will you be enrolling them in the district if students return to school in September?

8,559 responses



<b>Yes</b>	5,191	<b>60.6%</b>
<b>No</b>	3,368	<b>39.4%</b>

Please answer the following using the scale:



I believe in-person school SHOULD resume as normal, in September, with some new procedures to reduce the Spread of illness.

I believe in-person school should resume in September, with HALF of the students ATTENDING SCHOOL on any given day and the other HALF of the students virtually from home.

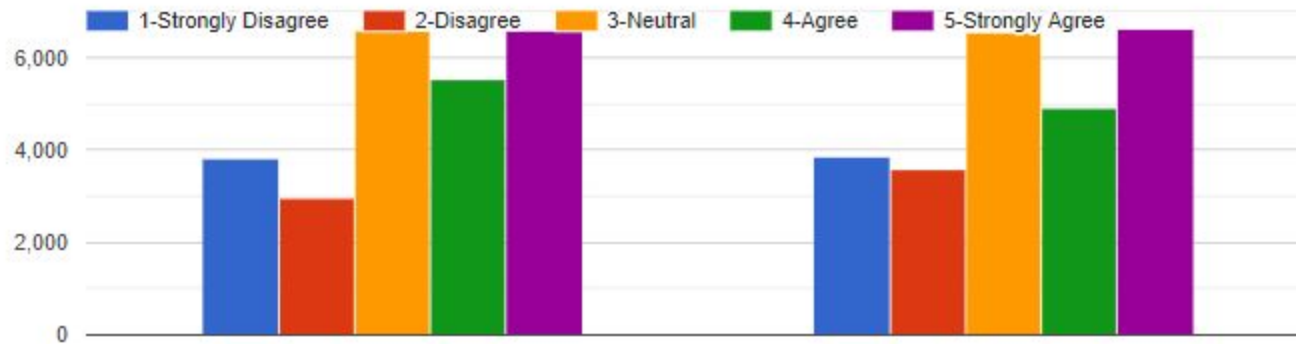
**I believe in-person school SHOULD resume as normal, in September, with some new procedures to reduce the spread of illness:**

<b>Strongly Agree</b>	11,141	<b>43.7%</b>
<b>Agree</b>	6,204	<b>24.3%</b>
<b>Neutral</b>	3,178	<b>12.5%</b>
<b>Disagree</b>	2,442	<b>9.6%</b>
<b>Strongly Disagree</b>	2,540	<b>10.0%</b>

**I believe in-person school should resume in September, with HALF of the students ATTENDING SCHOOL on any given day and the other HALF of the students virtually learning from home:**

<b>Strongly Agree</b>	1,554	<b>6.0%</b>
<b>Agree</b>	3,975	<b>15.6%</b>
<b>Neutral</b>	5,647	<b>22.1%</b>
<b>Disagree</b>	5,282	<b>20.7%</b>
<b>Strongly Disagree</b>	9,047	<b>35.4%</b>

Please answer the following using the scale:



I would transport my child or children to help reduce the number of students on a bus at any given time.

I am comfortable with my child(ren) being transported every day to and from school on a deep cleaned/sanitized school bus with regular volumes of student passengers.

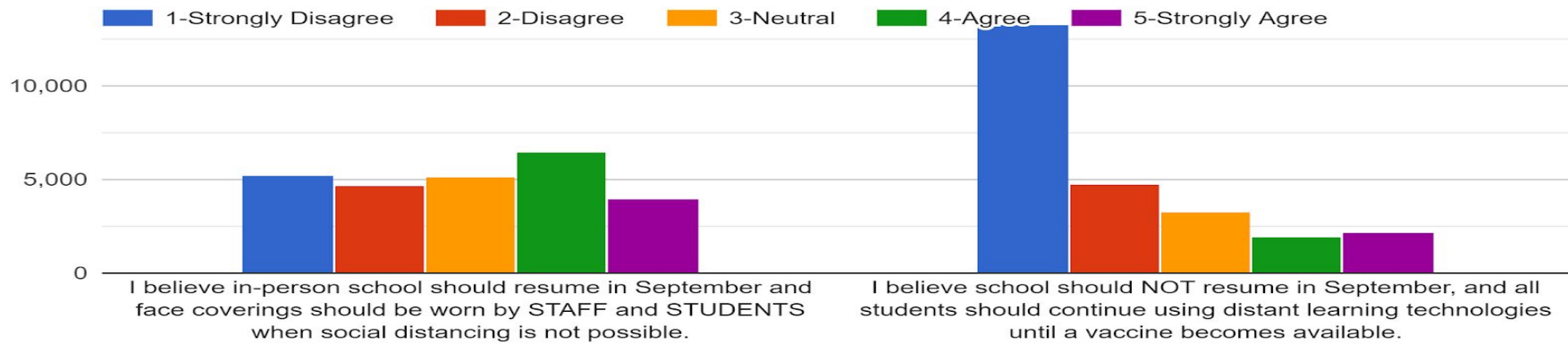
**I would transport my child or children to help reduce the number of students on a bus at any given time:**

<b>Strongly Agree</b>	6,599	<b>25.9%</b>
<b>Agree</b>	5,524	<b>21.7%</b>
<b>Neutral</b>	6,586	<b>25.8%</b>
<b>Disagree</b>	2,975	<b>11.7%</b>
<b>Strongly Disagree</b>	3,821	<b>15.0%</b>

**I am comfortable with my child(ren) being transported every day to and from school on a deep cleaned/sanitized school bus with regular volumes of student passengers:**

<b>Strongly Agree</b>	6,622	<b>26.0%</b>
<b>Agree</b>	4,918	<b>19.3%</b>
<b>Neutral</b>	6,549	<b>25.7%</b>
<b>Disagree</b>	3,568	<b>14.0%</b>
<b>Strongly Disagree</b>	3,848	<b>15.1%</b>

Please answer the following using the scale:



**I believe in-person school should resume in September and face coverings should be worn by STAFF and STUDENTS when social distancing is not possible:**

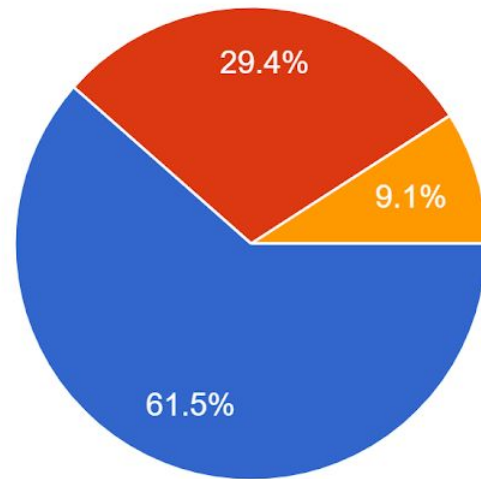
<b>Strongly Agree</b>	3,969	<b>15.6%</b>
<b>Agree</b>	6,492	<b>25.5%</b>
<b>Neutral</b>	5,194	<b>20.4%</b>
<b>Disagree</b>	4,655	<b>18.3%</b>
<b>Strongly Disagree</b>	5,195	<b>20.4%</b>

**I believe school should NOT resume in September, and all students should continue using distant learning technologies until a vaccine becomes available:**

<b>Strongly Agree</b>	2,199	<b>8.6%</b>
<b>Agree</b>	1,977	<b>7.8%</b>
<b>Neutral</b>	3,288	<b>12.9%</b>
<b>Disagree</b>	4,763	<b>18.7%</b>
<b>Strongly Disagree</b>	13,278	<b>52.0%</b>

# What is your expectation regarding student athletics, performing arts, and extra-curricular activities if students return to school in the September?

25,505 responses

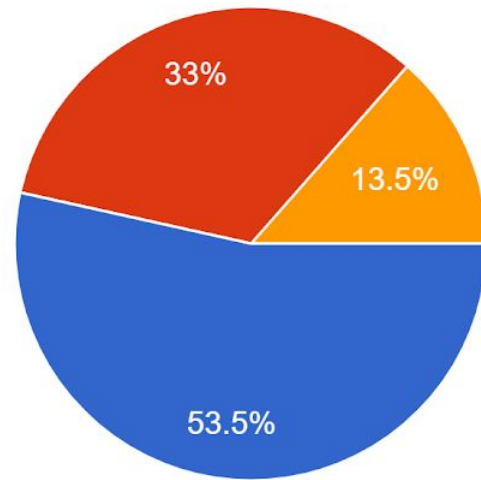


- I FULLY expect these events to be provided for student participation in a traditional format with reasonable safety measures
- I am CONCERNED about students participating in these events because of social distancing challenges while participating
- I would NOT allow my student(s) to participate in these events at this time

<b>Fully Participate</b>	15,680	<b>61.5%</b>
<b>Concerned</b>	7,507	<b>29.4%</b>
<b>Would not allow</b>	2,318	<b>9.1%</b>

What is your expectation regarding fan/audience attendance at student athletics, performing arts, and extra-curricular activities when if students return to school in the September?

25,173 responses



- I FULLY expect parents and the public to be able to attend these events in a traditional format with reasonable safety measures and the wearing of masks when not 6 feet apart from others
- I expect ONLY parents should be able to attend these events
- NO fans/audience should be able to attend school events at this time

<b>Full Attendance</b>	13,458	<b>53.5%</b>
<b>Only Parents</b>	8,318	<b>33.0%</b>
<b>No Fans/Audience</b>	3,397	<b>13.5%</b>

If students/staff return to school in September, which measures do you currently believe are MOST important for the district to employ? Please mark all that apply:

<b>Hand Sanitizer</b>	23,913	<b>93.0%</b>
<b>Daily Testing of Temperature</b>	13,408	<b>52.6%</b>
<b>No Sharing of Classroom Resources</b>	12,781	<b>50.0%</b>
<b>COVID-19 Testing of Staff and Students</b>	11,603	<b>45.5%</b>
<b>Limited Hallway Travel &amp; Classroom Changes</b>	11,169	<b>43.8%</b>
<b>Social Distancing &amp; Masks when 6 feet Can't be Maintained</b>	10,963	<b>43.0%</b>
<b>Staggered Start and End Times</b>	6,586	<b>25.8%</b>
<b>No Aud Use for Students</b>	6,351	<b>24.9%</b>
<b>No Lunchroom Use</b>	6,238	<b>24.5%</b>
<b>Social Distancing and Masks at ALL times</b>	5,044	<b>19.8%</b>
<b>No Playgrounds</b>	4,495	<b>17.6%</b>



**What precautions would make you feel MOST comfortable with your student participating in athletics, performing arts, and extracurricular activities?**

\*These were the top overall most common responses written in out of 12,373 total responses

**Approximately how many people entered the following response:**

- 875** Extra hand cleaning/sanitizing and stations to do so
- 660** Want mask wearing
- 650** Want social distancing
- 475** Want constant temperature checks
- 400** Want an extra clean environment being maintained, extra sanitation, constant deep cleaning
- 275** Wait until there is a vaccine
- 220** When everyone is constantly COVID tested/screened
- 150** Use common sense
- 130** Want schools to follow CDC guidelines and state regulations
- 100** Want to go back to normal
- 95** Wan social distancing at all times